

# LONOKE SCHOOL DISTRICT

UNITED \* 2019-2020



Using Data to Create,  
Innovate, and Improve Services

## Lonoke Annual Report to the Public

Developed by: Dr. John Tackett, Superintendent;  
Amanda Rather, Assistant Superintendent;  
Building Principals; and District Leaders

# Lonoke Public School District



Robotics @ LHS



# Report Overview

On behalf of the Lonoke School District, we are excited to present you with the 2019-2020 annual report to the public. This provides an overview of the key components of the district, including progress made on performance indicators.

The school accreditation standards and Act 35 of the State of AR require the districts report their status of academic performance to the public annually.

The purpose of this report is also to provide a snapshot of steps being taken to improve.



Robotics @ LPS

College Going Rate	55 %
--------------------	------

Per Pupil Expenditures	\$8,896.63
------------------------	------------

Graduation Rate	93 %
-----------------	------

Student to Teacher Ratio	14 : 1
--------------------------	--------

Average Class Size	16
--------------------	----

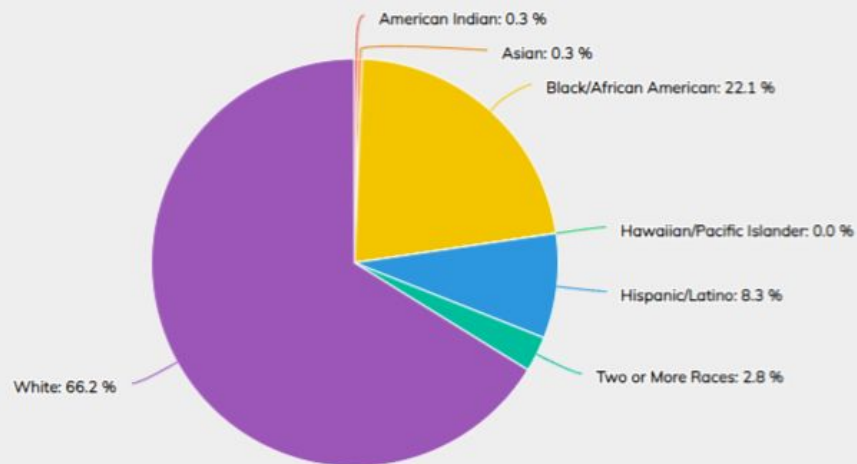
English Learners	6 %
------------------	-----

Low Income	65 %
------------	------

Average Years Teaching Experience	11.69
-----------------------------------	-------

Students Eligible to Receive Special Education	12 %
--	------

Race/Ethnicity






	District	State
% Teachers Completely Certified (Licensed)	96.8 %	96.8 %
% Teachers with Emergency / Provisional Credentials	0.0 %	0.0 %
% Teachers with Bachelor's Degree	58.0 %	53.0 %
% Teachers with Master's Degree	36.0 %	42.0 %
% Teachers with Advanced Degree	0.0 %	1.0 %

2017-2018

# School Board Training Hours

SCHOOL BOARD MEMBER	# OF HOURS
ROSS MOORE	13
ANGELA SUMNER	6
ANNE SWINT	9
ALLEN EVANS	0
CHARLES HUNTER	9
DARRELL PARK	13
CHAD GENTRY	6




ACHIEVEMENT



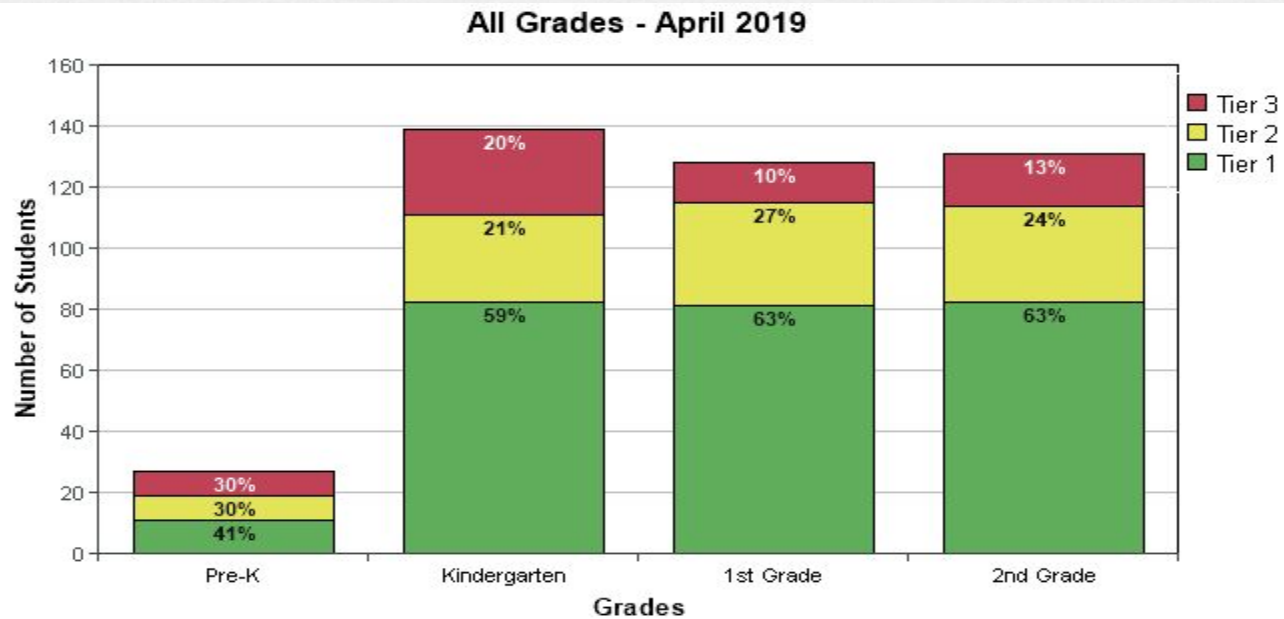


LPS

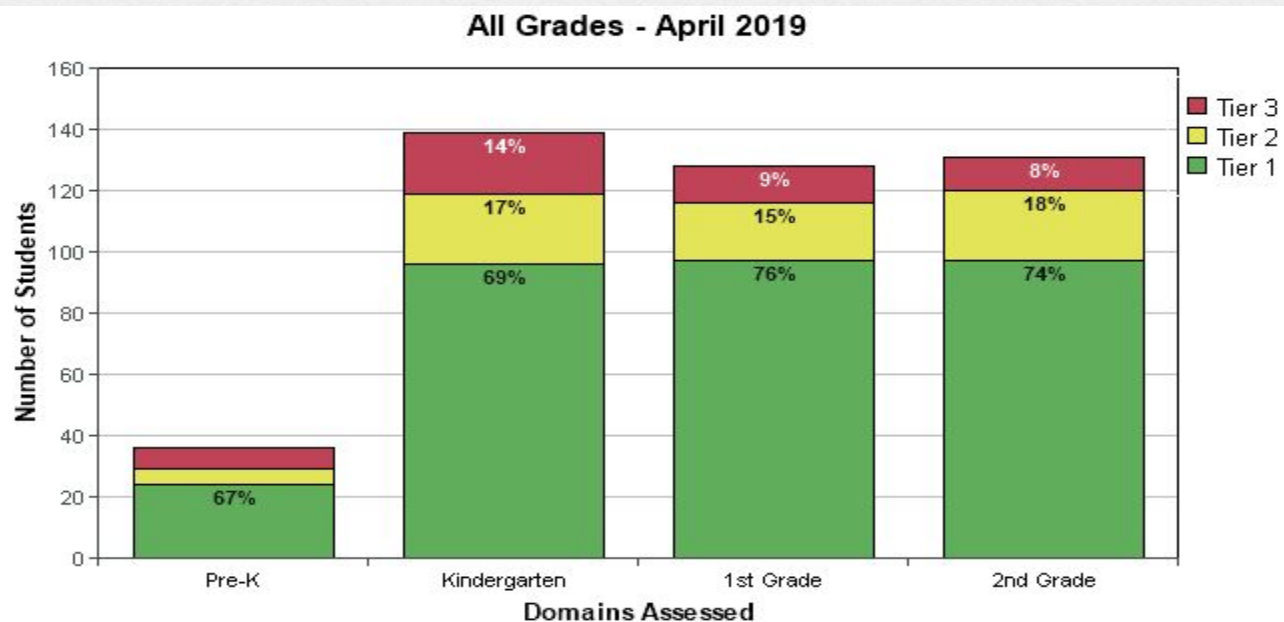
Click Seal



# Literacy



# Math





## Staff Numbers:

2018 -  
50 with 3 split 2 P/T

2019 -  
47 with 4 split 1 P/T

# Discipline Incidents By Grade/Race/Sex

## Lonoke Primary School

For Dates: Aug 13, 2018 to May 24, 2019

Grade: 01

Count	Black			Two or More			White			Total
	F	M	Total	F	M	Total	F	M	Total	
Bus Violation				1		1	1	1	2	3
Defiance	1		1	1		1	1		1	3
Disruptive Behavior	2	1	3	2		2	2	2	4	9
Failure to Follow Rules							1	2	3	3
Rudeness, Improper language or obscene gestures								2	2	2
Stealing/Theft							1		1	1
Total	2	2	4	4		4	6	7	13	21

Grade: 02

Count	Black		White		Total	
	M	Total	F	M	Total	Total
Bus Violation	1	1	1	1	1	2
Defiance	4	4	2	2	2	6
Disorderly Conduct				1	1	1
Disruptive Behavior	8	8	1	4	5	13
Failure to Follow Rules				1	2	3
Insubordination				1	1	1
Terroristic Threats	1	1				1
Total	14	14	2	11	13	27

Grade: KF

Count	Black			Two or More			White			Total
	F	M	Total	M	Total	F	M	Total		
Bus Violation	1		1					1	1	2
Defiance	2	2	4				3	5	8	12
Disorderly Conduct							1	1	1	1
Disruptive Behavior	6	6	12	3	3	1	13	14	29	
Failure to Follow Rules	1	1	2	1	1	3	3	6		
Fighting	1		1						1	1
Insubordination				2	2		1	1	3	
Profanity, verbal abuse	1		1				1	1	2	
Rudeness, Improper language or obscene gestures		1	1						1	1
Stealing/Theft						1		1	1	1
Total	12	10	22	6	6	5	25	30	58	

Grade: PK

Count	Black	Total
	M	Total
Bus Violation	1	1

## Student Count:

2018 -  
w/o PreK - 405

2019 -  
w/o PreK - 376


Down 29 Students

# Curriculum

- Phonics First – Multi Sensory with hands-on activities
- Daily Heggerty used in class for Phonics awareness
- Engage New York for Reading Units as a resource
- Engage New York with CGI for Math
- Writing by Design with Emphasis on 6 Traits of Writing
- Seesaw with iPads in the Burrow to push out Lessons and doubles as Parent Communication
- iStation is used for State Testing and data for RTI which align with Essential Standards (Math and Literacy)
- iStation lessons designed for personalized interventions and instruction

LES

Click Seal





LMS



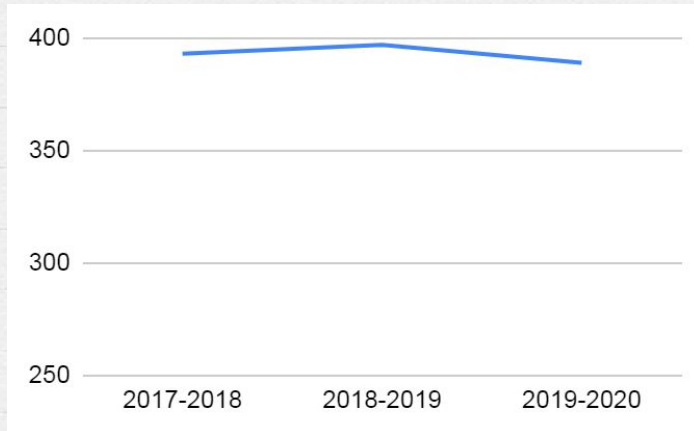
# Lonoke Middle School will report on:

- Enrollment
- Test Scores
- School Focus - LITERACY
- Student Focus - Positive Relationships



**LMS STRONG**

# LMS Enrollment Trends



Where did they go this school year?

- Within 40 mile radius: 19
- Outside of 40 mile radius: 8
- Alternative facility: 2
- Homeschool: 17

New to our school this school year:

- 14 students

17-18: 393    18-19: 397    19-20: 389

**LMS STRONG**



# Test Scores

## Literacy Met or Exceeds Benchmark

	2016-2017	2017-2018	2018-2019
	English/Reading	English/Reading	English/Reading
8th Grade	80% / 46%	76% / 45%	64% / 43%
7th Grade	82% / 29%	75% / 30%	79% / 33%
6th Grade	77% / 44%	77% / 42%	64% / 32%

## Math Met or Exceeds Benchmark

	2016-2017	2017-2018	2018-2019
8th Grade	32%	41%	43%
7th Grade	45%	42%	37%
6th Grade	56%	42%	49%

## Science Met or Exceeds Benchmark

	2016-2017	2017-2018	2018-2019
8th Grade	40%	39%	40%
7th Grade	37%	36%	32%
6th Grade	43%	39%	36%



# LMS Schoolwide Literacy Focus

All teachers are involved in literacy instruction during our flexible 30-minute RtI period three times per week (with the exception of three math and one science teacher). Literacy teachers are instrumental in assisting other teachers in this endeavor by providing resources and strategies. IReady materials are being used for this purpose as well. Students grouped based on deficit skills as outlined by initial iReady assessment.

Our literacy team presented to our staff during preschool inservice the literacy strategy, Annotation Marks, which encompassed the definition for close reading and annotating and annotating symbols, along with modeling the close reading process. Teachers were provided time to practice and reflect with the assistance of the literacy team. This strategy is being utilized in all classrooms.

Along with following the literacy protocol, literacy teachers are incorporating morphology/word study into their instruction three days per week.



**LMS STRONG**

## Student Focus - Positive Relationships

Advisory - 15 minutes daily

Monday - K2K (Knee to Knee) meet individually with students regarding grades, etc.

Tuesday - K2K

Wednesday - Cool Tools (Choose Love) and One Book One School, currently, "Fish in a Tree"

## Thursday - Think it Through Thursday - Overcoming Obstacles

## Friday - Family Friday

## TMM - Ten-Minute Mentor

Integrity Cards - Behavior based, determined by students - Gold, Silver, Bronze

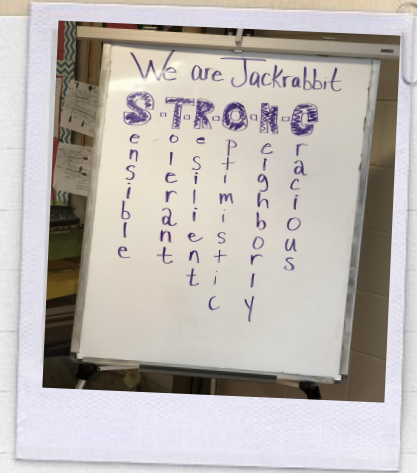
**Lunch Bunch** - sharing lunch one day/week

## Rabs Room - Incentive

Enrichment - student choice for activities, two days/week

Counselor - provides conflict resolution with small groups and classrooms

## Yard Signs - "Our Student is Doing Their Best at LMS!"



# LMS STRONG



## Integrity Card Privileges

BRONZE INCENTIVES	SILVER INCENTIVES	GOLD INCENTIVES
*Eat with favorite teacher for lunch *Go to the library at recess M/W/F *Drawing for weekly reward *1 Homework pass p/9 weeks	*Eat with favorite teacher for lunch *Go to the library at recess M/W/F *Drawing for weekly reward *1 Homework pass p/9 weeks  Work in hallway/lobby Recess in Courtyard Rabs Room Recess (T/TH only)	Eat with favorite teacher for lunch Go to the library at recess M/W/F Drawing for weekly reward 1 Homework pass p/9 weeks  *Work in hallway/lobby *Recess in Courtyard *Rabs Room Recess (M-F)  CB at lunch (8th grade only) Lunch in courtyard Take CB home overnight (8th grade only) Courtyard in the morning VIP Cafeteria seating Use of any hallway of choice

Bronze	Silver	Gold
<b>I SOMETIMES</b> do what is expected. I demonstrate <b>SOME</b> of the LMS <b>STRONG</b> pillars occasionally. This also includes: Respectful On task Seen being kind to someone Turns in homework Wears lanyard Raises hand in class Being kind Friendly to all students Follows school policies Turns in homework Chromebook Care Good grades Uses manner Takes initiative Doesn't cuss Responsible STRONG Participates in class No more than 1 detention; NO ISS Positive attitude	<b>I demonstrate</b> the Bronze expectations of the LMS <b>STRONG</b> pillars <b>OFTEN</b> .	<b>I demonstrate</b> all LMS <b>STRONG</b> pillars each and <b>EVERY</b> day. I <b>ALWAYS</b> do what is expected.  <b>This also includes:</b> Being a leader Stands up for others Above & Beyond expectations

# Integrity Cards

## Integrity

### STUDENT INFO

Name: \_\_\_\_\_ Advisor's Name: \_\_\_\_\_

Date: \_\_\_\_\_

Student Chosen Integrity Level? (Circle one) Collaboratively Chosen Integrity Level? (Circle one)

Bronze Silver Gold Bronze Silver Gold

### Areas of Excellence

Please use student's "How's Your Integrity?" survey answers to identify three areas of excellence.

- \_\_\_\_\_
- \_\_\_\_\_
- \_\_\_\_\_

### Areas of Growth

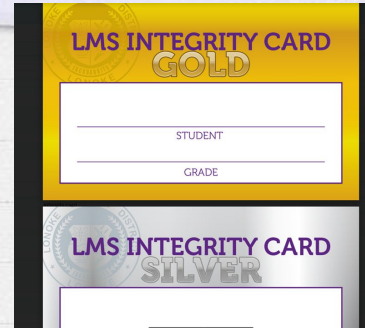

Please use student's "How's Your Integrity?" survey answers to identify three areas of growth. These are the areas in which students will work to master so they can move up levels.

- \_\_\_\_\_
- \_\_\_\_\_
- \_\_\_\_\_

Student signature: \_\_\_\_\_

Advisor Signature: \_\_\_\_\_

Next Meeting Date: \_\_\_\_\_



# LMS STRONG



LHS

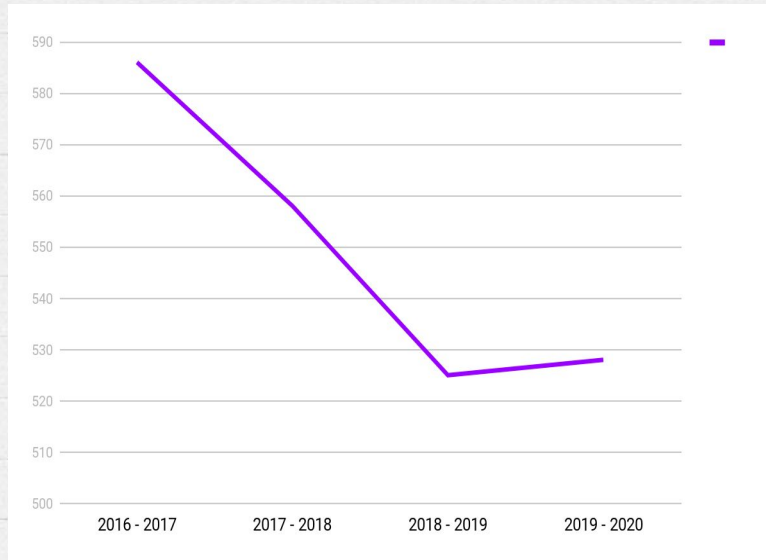


# Lonoke High School will report on:

- Enrollment
- Test Scores
- Culture Shift
- Vaping Epidemic



# Enrollment



Why the change:

- x Within 40 mile radius- 17
- x Outside of 40 mile radius - 13
- x Alternative facility - 4
- x GED/Homeschool/Dropout - 20

\*Into District - 17

16-17: 586

17-18: 558

18-19: 525

19-20: 528



What are we doing about it:

1. Saturday School  
reimagined
  - a. Attendance Recovery
  - b. Credit Recovery
2. After - School credit  
recovery
3. Tutoring opportunities

20 students either  
dropped out of  
school,  
homeschooled, or  
chose to get a GED.

# Test Scores

## Literacy Met or Exceeds Benchmark

Grade Level	2014-2015	2015-2016	2016-2017	2017-2018	2018-2019
					English/Reading
10th Grade	40.15%%	47.62%	45.32%	35.20%	47% / 20%
9th Grade	37.10%	46.62%	47.32%	36.94%	55% / 31%
8th Graders	24.24%	40.43%	54.30%	38.58%	64% / 43 %
7th Graders	14.63%	46.85%	52.21%	39.53%	

## Math Met or Exceeding Benchmark

Grade Level	2014-2015	2015-2016	2016-2017	2017-2018	2018-2019
10th Grade	EOC Algebra I and Geometry	20.97%	20.14%	26.19%	20%
	20.065 %				
9th Grade		23.31%	29.46%	29.30%	26%
8th Grade	14.88%	30.25%%	31.79%%	40.16%	43%
7th Grade	17.89%	32.87%	44.25%	41.09%	



## Science Met or Exceeding Benchmark

Grade Level	2014-2015	2015-2016	2016-2017	2017-2018	2018-2019
10th Grade	- 50.38% -EOC Biology	36.29%	28.47%	22.40%	25%
9th Grade	-	26.32%	28.57%	24.84%	30%
8th Grade	-	31.36%	40.67%	38.89%	40%
7th Grade	29.84%	33.57%	37.17%	37.21%	

## *What has been done since discovering the data?*

### English:

- X Increase Student Responsibility
- X Frequent, More focused assessments
- X Synthesis Assessments

### History:

- X Connection to real life
- X DOK training
- X Writing prompts



### Math:

- X [www.getmoremath.com](http://www.getmoremath.com)
- X Mathematics Interventionist

### Science:

- Newslea pilot





Rabs 101



Monday: DEAR - The entire school drops everything and reads

Tuesday: ACT Reading practice

Wednesday: Read and Reflect

Thursday: Mentor time

Friday: DEAR - The entire school drops everything and reads

***\* The plan will strategically change each semester to become more prescriptive***



# Culture Shift

We want students and teachers excited about coming to Lonoke High School.

- x Student of the Month
- x Teacher of the Month
- x Incentives
- x Jean pass
- x LHS Teacher of the Year
- x Home game Back Flips
- x Open Mic



Open Mic






Culture Shift







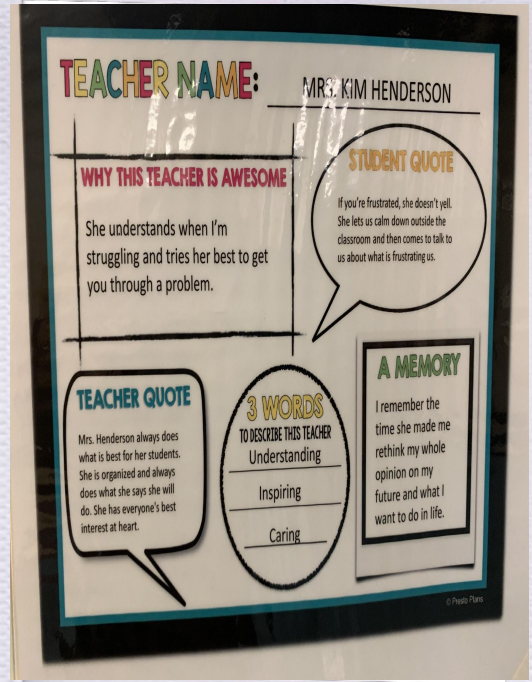


Student of the Month





Teacher of the Month





# Vaping Epidemic

- x Confiscated around 600 dollars worth of vapes/Juuls
- x Over 15 suspensions due to vaping on campus

## Efforts to Crack down on vaping:

- x Teachers and administrators alternate in the bathrooms to detour vaping in the bathroom
- x EAST project by a student in efforts to combat vaping
- x Vaping summit



# Vaping Epidemic

## Future actions to combat vaping:

- x Parent Forum
- x Community Forum
- x Vape sensors
- x Partner with law enforcement to find ways to combat vaping

Many schools have been creative with ways they have partnered with law enforcement to combat vaping



# DISTRICT INITIATIVES





# Strides Towards Improvement

- X Ongoing consultation and support from Ken Grover
- X Ongoing support from Office of Innovation for Edu.
- X LHS- School of Innovation; LES/LPS- Soft Launch of Envision
  - X 78 students @ LHS; ~180 @ LES/LPS-will apply 2020 w/ LMS
- X PITSCO Labs at LPS, LES, LMS
- X Ongoing school visits
- X Development of the Business Education Collaborative
- X District support to building leaders (Principals and APs/Deans)
- X Addition of chromebooks 1:1
- X Ipads @ LPS
- X Naviance for school-career connections (launching late Oct/early Nov.)
- X Health Clinic to promote staff and student wellness
- X Curriculum support through hire of Curriculum Director
- X Streamlined RTI process with other services (sped, dyslexia)
- X Strong GT initiatives
- X Depth of Knowledge Training K-12 (Oct. 21) Science of Reading (Jan. 6 and March 31)



## AP Classes Offered

AP English Literature and Comp

AP Language and Comp

AP Statistics

AP United States History

AP U.S. Government

AP Biology

AP Chemistry

AP Computer Science Principles

AP Calculus AB



4th grade GT: Survival Skills; 5th grade GT: Forensic Science; Duke Tip program 4-6 grade next year expand through 7th

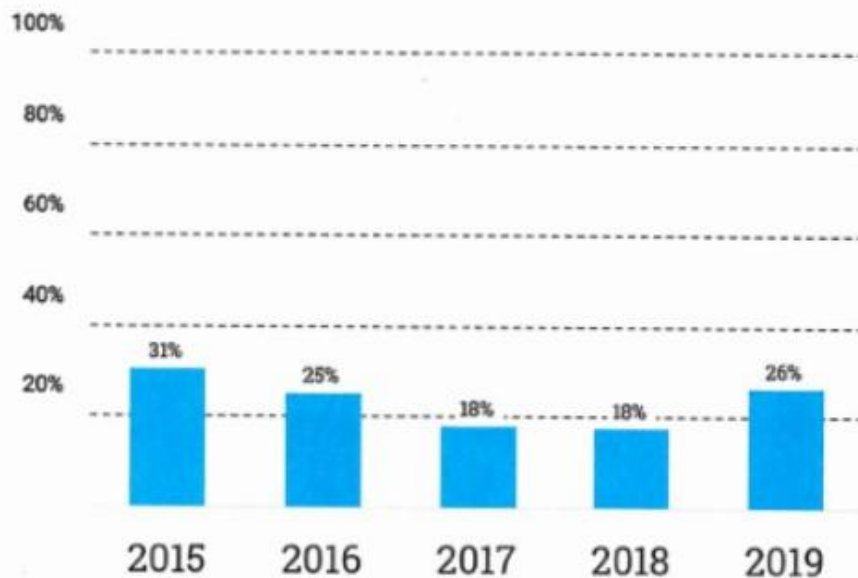
## Five Year Score Summary - 2019

Lonoke High School (041470)

Data Updated: July 02, 2019

Report Run: October 01, 2019

nfl % OF TOTAL AP STUDENTS WITH SCORES 3+


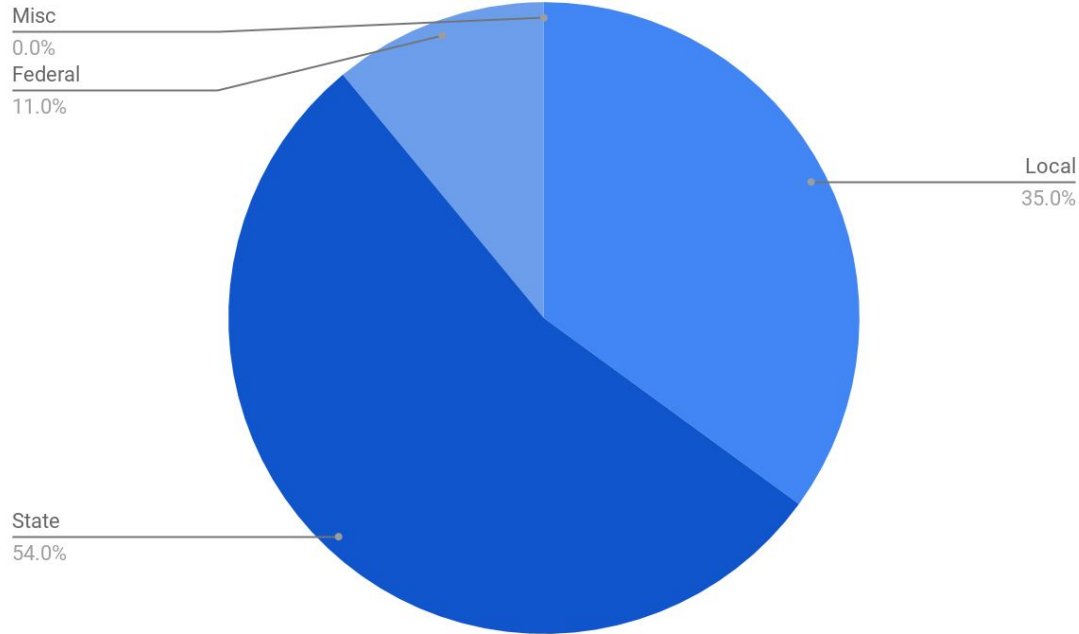




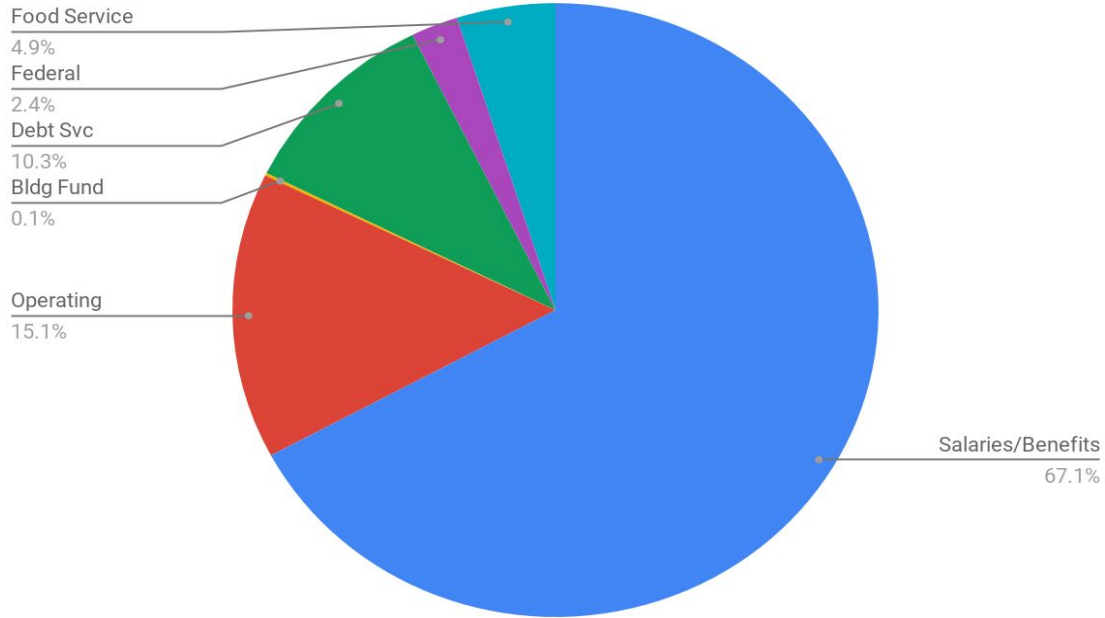
FINANCE



# 2018-2019 Revenue



# 2018-2019 Expenditures





# FACILITIES & TRANSPORTATION



# Facilities

## Lonoke High School

- Demolition of South Annex (completed Sept. 2019)
- LED Lighting completed around the LHS and in front of the Gina Cox
- Agri A/C and Heater Upgrade
- Parking lot striping has begun
- Flowerbeds in front of LHS and GCC complete



## Admin Office

- LED conversion is almost complete
- Parking lot striping to begin soon
- Flowerbeds complete



# Facilities

## Middle School

- Parking lot poles all have been converted to LED
- Wall pack lights have been converted to LED
- Gym lights were fixed over the summer
- Safe Room lights fixed over the summer
- Replaced over 400 lights inside

## Elementary

- LED conversion is hallways and office area. Cafe' will be complete on the 21st of Oct. Classrooms will be finished this summer
- Outside light poles have been converted to LED





# Facilities

## Elementary (cont)

- New water fountains installed in the 3rd and 4th grade hallways
- Plans in the works to paint hallways

## Primary

- 80% of the outside lights have been converted to LED
- New blinds installed in conference room
- Making up grades to the Emergency Lighting



New LES water fountains

# Transportation

- Currently have 26 buses
- 7 School vehicles
- Purchased a new special needs bus this school year
- Dean Fritz is the Baptist/UAMS shuttle driver
- Joyce Smith is the daytime shuttle driver

